

# Example for fullpage floats

Herbert Voß

January 28, 2023

## Contents

<b>1 Heading on Level 1 (section)</b>	<b>1</b>	5.3 Example for list (description) . . . . .	5
1.1 Heading on Level 2 (subsection)	2	5.3.1 Example for list (4*description) . . . . .	6
1.1.1 Heading on Level 3 (subsubsection) . . . . .	2	<b>6 Heading on Level 1 (section)</b>	<b>6</b>
<b>2 Lists</b>	<b>2</b>	6.1 Heading on Level 2 (subsection)	6
2.1 Example for list (itemize) . . . . .	2	6.1.1 Heading on Level 3 (subsubsection) . . . . .	7
2.1.1 Example for list (4*itemize) . . . . .	2	<b>7 Lists</b>	<b>7</b>
2.2 Example for list (enumerate) . . . . .	2	7.1 Example for list (itemize) . . . . .	7
2.2.1 Example for list (4*enumerate) . . . . .	3	7.1.1 Example for list (4*itemize) . . . . .	8
2.3 Example for list (description) . . . . .	3	7.2 Example for list (enumerate) . . . . .	8
2.3.1 Example for list (4*description) . . . . .	3	7.2.1 Example for list (4*enumerate) . . . . .	8
<b>3 File multi-default1s2c</b>	<b>3</b>	7.3 Example for list (description) . . . . .	8
<b>4 Heading on Level 1 (section)</b>	<b>4</b>	7.3.1 Example for list (4*description) . . . . .	8
4.1 Heading on Level 2 (subsection)	4	<b>1 Heading on Level 1 (section)</b>	
4.1.1 Heading on Level 3 (subsubsection) . . . . .	4	Hello, here is some text without a meaning. This text should show what a printed text will look like at this place. If you read this text, you will get no information. Really? Is there no information? Is there a difference between this text and some nonsense like “Huardest gefburn”? Kjift – not at all! A blind text like this gives you information about the selected font, how the letters are written and an impression of the look. This text should contain all letters of the alphabet and it should be written in of	
<b>5 Lists</b>	<b>5</b>		
5.1 Example for list (itemize) . . . . .	5		
5.1.1 Example for list (4*itemize) . . . . .	5		
5.2 Example for list (enumerate) . . . . .	5		
5.2.1 Example for list (4*enumerate) . . . . .	5		

the original language. There is no need for special content, but the length of words should match the language.

### 1.1 Heading on Level 2 (subsection)

Hello, here is some text without a meaning. This text should show what a printed text will look like at this place. If you read this text, you will get no information. Really? Is there no information? Is there a difference between this text and some nonsense like “Huardest gefburn”? Kjift – not at all! A blind text like this gives you information about the selected font, how the letters are written and an impression of the look. This text should contain all letters of the alphabet and it should be written in of the original language. There is no need for special content, but the length of words should match the language.

#### 1.1.1 Heading on Level 3 (subsubsection)

Hello, here is some text without a meaning. This text should show what a printed text will look like at this place. If you read this text, you will get no information. Really? Is there no information? Is there a difference between this text and some nonsense like “Huardest gefburn”? Kjift – not at all! A blind text like this gives you information about the selected font, how the letters are written and an impression of the look. This text should contain all letters of the alphabet and it should be written in of the original language. There is no need for special content, but the length of words should match the language.

**Heading on Level 4 (paragraph)** Hello, here is some text without a meaning. This text should show what a printed text will look like at this place. If you read this text, you will get no information. Really? Is there no information? Is there a difference between this text

and some nonsense like “Huardest gefburn”? Kjift – not at all! A blind text like this gives you information about the selected font, how the letters are written and an impression of the look. This text should contain all letters of the alphabet and it should be written in of the original language. There is no need for special content, but the length of words should match the language.

## 2 Lists

### 2.1 Example for list (itemize)

- First item in a list
- Second item in a list
- Third item in a list
- Fourth item in a list
- Fifth item in a list

#### 2.1.1 Example for list (4\*itemize)

- First item in a list
  - First item in a list
    - \* First item in a list
      - First item in a list
      - Second item in a list
    - \* Second item in a list
  - Second item in a list
- Second item in a list

### 2.2 Example for list (enumerate)

1. First item in a list
2. Second item in a list
3. Third item in a list
4. Fourth item in a list
5. Fifth item in a list

### 2.2.1 Example for list (4\*enumerate)

1. First item in a list
  - a) First item in a list
    - i. First item in a list
      - A. First item in a list
      - B. Second item in a list
    - ii. Second item in a list
  - b) Second item in a list
2. Second item in a list

### 2.3 Example for list (description)

**First** item in a list

**Second** item in a list

**Third** item in a list

**Fourth** item in a list

**Fifth** item in a list

#### 2.3.1 Example for list (4\*description)

**First** item in a list

**First** item in a list

**First** item in a list

**First** item in a list

**Second** item in a list

**Second** item in a list

**Second** item in a list

**Second** item in a list

## 3 File multi-default1s2c

The multi images-\vref{multi:demo0} has a caption-\vpageref{multi:demo0-cap}.

The fullpage multifloat 1 on the following page has a caption on the current page.

```

\captionsetup{singlelinecheck=false}
\hvFloat[fullpage,multiFloat]%
+{figure}{\includegraphics[height=0.4\
  textheight]{rose}}%% no 1
[Short caption A]%
{A Caption A of a ``fullpage'' object, which
  follows on the left or
  right column. This can be an even or odd
  page. And some more text which has no
  real meaning because it fills only the space
  for a long caption.}%
{multi:demo0}%
+{table}{\begin{tabular}{lr}\hline
  % no 2
  Linksbündig & Rechtsbündig\\
  L           & R           \\
  left       & right       \\
  \multicolumn{2}{c}{Multicolumn}\\
  \hline
  \end{tabular}}%
[Short Caption B]%
{A Caption B of a ``fullpage'' object, which
  follows on the left or
  right column. This can be an even or odd
  page.}%
{}%
+{figure}{\includegraphics[height=0.4\
  textheight]{rose}}%% no 3
{A Caption C of a ``fullpage'' object, which
  follows on the left or
  right column.}%
{multi:demo1}

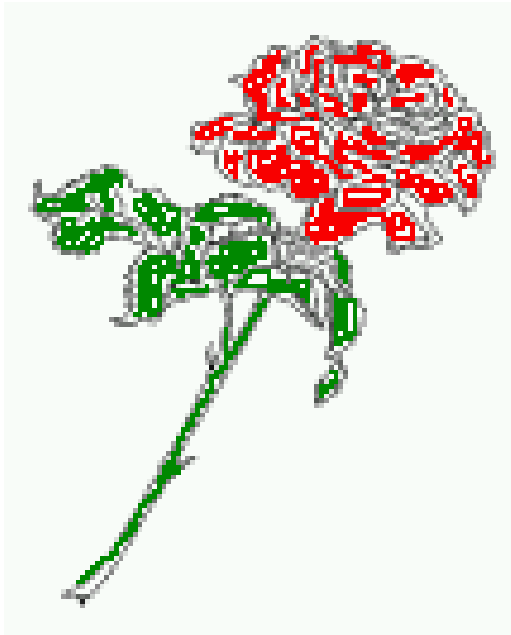
```

Float Multi

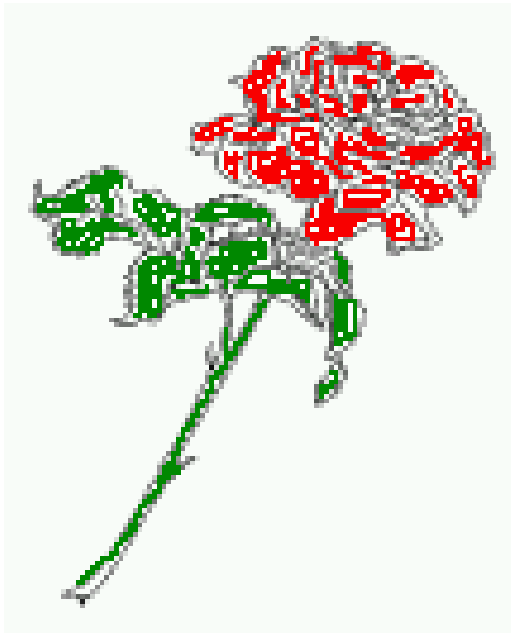
Figure 1: A Caption A of a “fullpage” object, which follows on the left or right column. This can be an even or odd page. And some more text which has no real meaning because it fills only the space for a long caption.

Table 1: A Caption B of a “fullpage” object, which follows on the left or right column. This can be an even or odd page.

Figure 2: A Caption C of a “fullpage” object, which follows on the left or right column.



Linksbündig	Rechtsbündig
L	R
left	right
Multicolumn	



## 4 Heading on Level 1 (section)

Hello, here is some text without a meaning. This text should show what a printed text will look like at this place. If you read this text, you will get no information. Really? Is there no information? Is there a difference between this text and some nonsense like “Huardest gef-burn”? Kjift – not at all! A blind text like this gives you information about the selected font, how the letters are written and an impression of the look. This text should contain all letters of the alphabet and it should be written in of the original language. There is no need for special content, but the length of words should match the language.

### 4.1 Heading on Level 2 (subsection)

Hello, here is some text without a meaning. This text should show what a printed text will look like at this place. If you read this text, you will get no information. Really? Is there no information? Is there a difference between this text and some nonsense like “Huardest gef-burn”? Kjift – not at all! A blind text like this gives you information about the selected font, how the letters are written and an impression of the look. This text should contain all letters of the alphabet and it should be written in of the original language. There is no need for special content, but the length of words should match the language.

#### 4.1.1 Heading on Level 3 (subsubsection)

Hello, here is some text without a meaning. This text should show what a printed text will look like at this place. If you read this text, you will get no information. Really? Is there no information? Is there a difference between this text and some nonsense like “Huardest gef-burn”? Kjift – not at all! A blind text like this gives you information about the selected font,

how the letters are written and an impression of the look. This text should contain all letters of the alphabet and it should be written in of the original language. There is no need for special content, but the length of words should match the language.

**Heading on Level 4 (paragraph)** Hello, here is some text without a meaning. This text should show what a printed text will look like at this place. If you read this text, you will get no information. Really? Is there no information? Is there a difference between this text and some nonsense like “Huardest gefburn”? Kjift – not at all! A blind text like this gives you information about the selected font, how the letters are written and an impression of the look. This text should contain all letters of the alphabet and it should be written in of the original language. There is no need for special content, but the length of words should match the language.

## 5 Lists

### 5.1 Example for list (itemize)

- First item in a list
- Second item in a list
- Third item in a list
- Fourth item in a list
- Fifth item in a list

#### 5.1.1 Example for list (4\*itemize)

- First item in a list
  - First item in a list
    - \* First item in a list
      - First item in a list
      - Second item in a list

- \* Second item in a list

- Second item in a list

- Second item in a list

### 5.2 Example for list (enumerate)

1. First item in a list
2. Second item in a list
3. Third item in a list
4. Fourth item in a list
5. Fifth item in a list

#### 5.2.1 Example for list (4\*enumerate)

1. First item in a list
  - a) First item in a list
    - i. First item in a list
      - A. First item in a list
      - B. Second item in a list
    - ii. Second item in a list
  - b) Second item in a list
2. Second item in a list

### 5.3 Example for list (description)

**First** item in a list

**Second** item in a list

**Third** item in a list

**Fourth** item in a list

**Fifth** item in a list

### 5.3.1 Example for list (4\*description)

**First** item in a list

**First** item in a list

**First** item in a list

**First** item in a list

**Second** item in a list

**Second** item in a list

**Second** item in a list

**Second** item in a list

```
\captionsetup{singlelinecheck=false}
\hvfloating[fullpage,multiFloat]%
+{figure}{\includegraphics[height=0.4\
  textheight]{rose}}%% no 1
[Short caption A]%
{A Caption A of a ``fullpage'' object, which
  follows on the left or
  right column. This can be an even or odd
  page. And some more text which has no
  real meaning because it fills only the space
  for a long caption.}%
{multi:demo2}%
+{table}{\begin{tabular}{lr}\hline
  % no 2
  Linksbündig & Rechtsbündig\\
  L & R & \\
  left & & right & \\
  \multicolumn{2}{c}{Multicolumn}\\
  \hline
  \end{tabular}}%
[Short Caption B]%
{A Caption B of a ``fullpage'' object, which
  follows on the left or
  right column. This can be an even or odd
  page.}%
}%
+{figure}{\includegraphics[height=0.4\
  textheight]{rose}}%% no 3
{A Caption C of a ``fullpage'' object, which
  follows on the left or
  right column.}%
{multi:demo3}
```

Float Multi

## 6 Heading on Level 1 (section)

Hello, here is some text without a meaning. This text should show what a printed text will look like at this place. If you read this text, you will get no information. Really? Is there no information? Is there a difference between this text and some nonsense like “Huardest gefburn”? Kjift – not at all! A blind text like this gives you information about the selected font, how the letters are written and an impression of the look. This text should contain all letters of the alphabet and it should be written in of the original language. There is no need for special content, but the length of words should match the language.

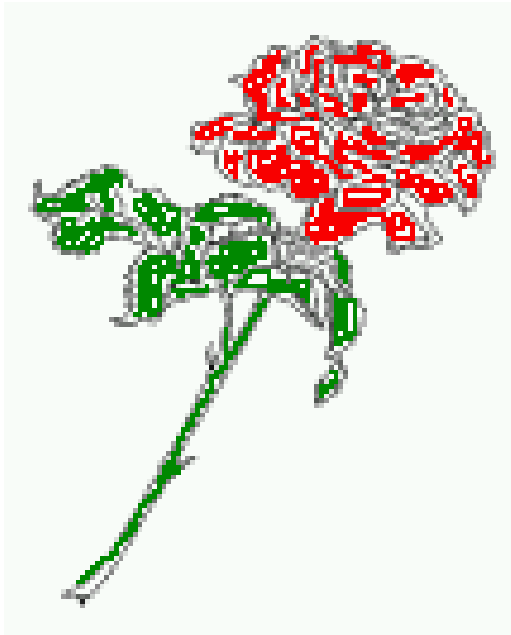
### 6.1 Heading on Level 2 (subsection)

Hello, here is some text without a meaning. This text should show what a printed text will look like at this place. If you read this text, you will get no information. Really? Is there no information? Is there a difference between this text and some nonsense like “Huardest gefburn”? Kjift – not at all! A blind text like this gives you information about the selected font, how the letters are written and an impression of the look. This text should contain all letters of the alphabet and it should be written in of the original language. There is no need for

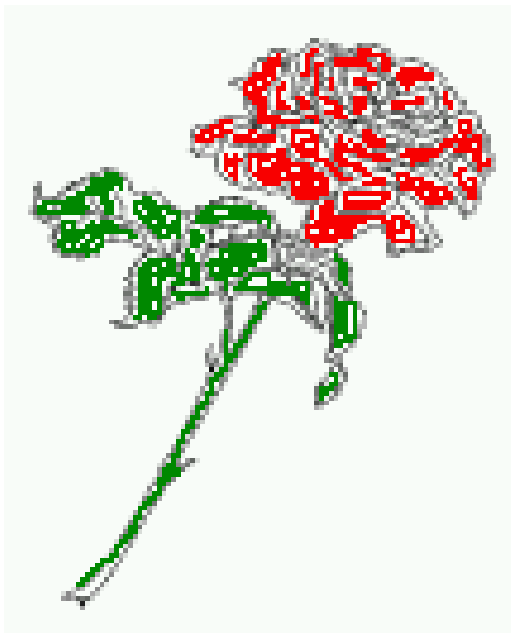
**Figure 3: A Caption A of a “fullpage” object, which follows on the left or right column. This can be an even or odd page. And some more text which has no real meaning because it fills only the space for a long caption.**

**Table 2: A Caption B of a “fullpage” object, which follows on the left or right column. This can be an even or odd page.**

**Figure 4: A Caption C of a “fullpage” object, which follows on the left or right column.**



Linksbündig	Rechtsbündig
L	R
left	right
Multicolumn	



special content, but the length of words should match the language.

### 6.1.1 Heading on Level 3 (subsubsection)

Hello, here is some text without a meaning. This text should show what a printed text will look like at this place. If you read this text, you will get no information. Really? Is there no information? Is there a difference between this text and some nonsense like “Huardest gefburn”? Kjift – not at all! A blind text like this gives you information about the selected font, how the letters are written and an impression of the look. This text should contain all letters of the alphabet and it should be written in of the original language. There is no need for special content, but the length of words should match the language.

**Heading on Level 4 (paragraph)** Hello, here is some text without a meaning. This text should show what a printed text will look like at this place. If you read this text, you will get no information. Really? Is there no information? Is there a difference between this text and some nonsense like “Huardest gefburn”? Kjift – not at all! A blind text like this gives you information about the selected font, how the letters are written and an impression of the look. This text should contain all letters of the alphabet and it should be written in of the original language. There is no need for special content, but the length of words should match the language.

## 7 Lists

### 7.1 Example for list (itemize)

- First item in a list
- Second item in a list
- Third item in a list

- Fourth item in a list
- Fifth item in a list

#### 7.1.1 Example for list (4\*itemize)

- First item in a list
  - First item in a list
    - \* First item in a list
      - First item in a list
      - Second item in a list
    - \* Second item in a list
  - Second item in a list
- Second item in a list

#### 7.2 Example for list (enumerate)

1. First item in a list
2. Second item in a list
3. Third item in a list
4. Fourth item in a list
5. Fifth item in a list

#### 7.2.1 Example for list (4\*enumerate)

1. First item in a list
  - a) First item in a list
    - i. First item in a list
      - A. First item in a list
      - B. Second item in a list
    - ii. Second item in a list
  - b) Second item in a list
2. Second item in a list

#### 7.3 Example for list (description)

**First** item in a list

**Second** item in a list

**Third** item in a list

**Fourth** item in a list

**Fifth** item in a list

#### 7.3.1 Example for list (4\*description)

**First** item in a list

**First** item in a list

**First** item in a list

**Second** item in a list

**Second** item in a list

**Second** item in a list

**Second** item in a list

Hello, here is some text without a meaning. This text should show what a printed text will look like at this place. If you read this text, you will get no information. Really? Is there no information? Is there a difference between this text and some nonsense like “Huardest gef-burn”? Kjift – not at all! A blind text like this gives you information about the selected font, how the letters are written and an impression of the look. This text should contain all letters of the alphabet and it should be written in of the original language. There is no need for special contents, but the length of words should match the language.

Hello, here is the second paragraph. Hello, here is some text without a meaning. This text should show what a printed text will look like at this place. If you read this text, you will get no information. Really? Is there no information? Is there a difference between this text and some nonsense like “Huardest gef-burn”?



Kjift – not at all! A blind text like this gives you information about the selected font, how the letters are written and an impression of the look. This text should contain all letters of the alphabet and it should be written in of the original language. There is no need for special contents, but the length of words should match the language.

Hello, here is the third paragraph. Hello, here is some text without a meaning. This text should show what a printed text will look like at this place. If you read this text, you will get no information. Really? Is there no information? Is there a difference between this text and some nonsense like “Huardest gef- burn”? Kjift – not at all! A blind text like this gives you information about the selected font, how the letters are written and an impression of the look. This text should contain all letters of the alphabet and it should be written in of the original language. There is no need for special contents, but the length of words should match the language.

Hello, here is the forth paragraph. Hello, here is some text without a meaning. This text should show what a printed text will look like at this place. If you read this text, you will get no information. Really? Is there no information? Is there a difference between this text and some nonsense like “Huardest gef- burn”? Kjift – not at all! A blind text like this gives you information about the selected font, how the letters are written and an impression of the look. This text should contain all letters of the alphabet and it should be written in of the original language. There is no need for special contents, but the length of words should match the language.

Hello, here is the fifth paragraph. Hello, here is some text without a meaning. This text should show what a printed text will look like at this place. If you read this text, you will get no information. Really? Is there no information? Is there a difference between this text

and some nonsense like “Huardest gef- burn”? Kjift – not at all! A blind text like this gives you information about the selected font, how the letters are written and an impression of the look. This text should contain all letters of the alphabet and it should be written in of the original language. There is no need for special contents, but the length of words should match the language.

Hello, here is some text without a meaning. This text should show what a printed text will look like at this place. If you read this text, you will get no information. Really? Is there no information? Is there a difference between this text and some nonsense like “Huardest gef- burn”? Kjift – not at all! A blind text like this gives you information about the selected font, how the letters are written and an impression of the look. This text should contain all letters of the alphabet and it should be written in of the original language. There is no need for special content, but the length of words should match the language.